



Location: CMA1b - Oil Street Site Office

Report on 24-hour TSP monitoring

Action Level ( $\mu\text{g}/\text{m}^3$ ) - 176.7

Limit Level ( $\mu\text{g}/\text{m}^3$ ) - 260

| Date      | Sampling Time | Weather Condition | Filter paper no. | Filter Weight, g |        | Elapse Time, hr |         | Sampling Time, hr | Flow Rate, $\text{m}^3/\text{min}$ |                 |         | Total Volume, $\text{m}^3$ | TSP Level, $\mu\text{g}/\text{m}^3$ |
|-----------|---------------|-------------------|------------------|------------------|--------|-----------------|---------|-------------------|------------------------------------|-----------------|---------|----------------------------|-------------------------------------|
|           |               |                   |                  | Initial          | Final  | Initial         | Final   |                   | Initial, $Q_{si}$                  | Final, $Q_{sf}$ | Average |                            |                                     |
| 29-Feb-16 | 8:00          | Fine              | 014753           | 2.8171           | 3.0891 | 7764.00         | 7788.00 | 24.00             | 1.19                               | 1.19            | 1.19    | 1717                       | 158.4                               |
| 5-Mar-16  | 8:00          | Cloudy            | 014797           | 2.8378           | 3.0516 | 7791.00         | 7815.00 | 24.00             | 1.18                               | 1.18            | 1.18    | 1705                       | 125.4                               |
| 11-Mar-16 | 8:00          | Cloudy            | 013948           | 2.8172           | 2.8898 | 7818.00         | 7842.00 | 24.00             | 1.20                               | 1.20            | 1.20    | 1725                       | 42.1                                |
| 17-Mar-16 | 8:00          | Cloudy            | 014946           | 2.7946           | 2.9194 | 7845.00         | 7869.00 | 24.00             | 1.21                               | 1.21            | 1.21    | 1744                       | 71.6                                |
| 23-Mar-16 | 8:00          | Rainy             | 014910           | 2.8169           | 2.9036 | 7872.00         | 7896.00 | 24.00             | 1.23                               | 1.24            | 1.24    | 1783                       | 48.6                                |

Report on 1-hour TSP monitoring

Action Level ( $\mu\text{g}/\text{m}^3$ ) - 320.1

Limit Level ( $\mu\text{g}/\text{m}^3$ ) - 500

| Date      | Sampling Time | Weather Condition | Filter paper no. | Filter Weight, g |        | Elapse Time, hr |         | Sampling Time, hr | Flow Rate, $\text{m}^3/\text{min}$ |                 |         | Total Volume, $\text{m}^3$ | TSP Level, $\mu\text{g}/\text{m}^3$ |
|-----------|---------------|-------------------|------------------|------------------|--------|-----------------|---------|-------------------|------------------------------------|-----------------|---------|----------------------------|-------------------------------------|
|           |               |                   |                  | Initial          | Final  | Initial         | Final   |                   | Initial, $Q_{si}$                  | Final, $Q_{sf}$ | Average |                            |                                     |
| 1-Mar-16  | 8:50          | Fine              | 014712           | 2.8103           | 2.8254 | 7788.00         | 7789.00 | 1.00              | 1.24                               | 1.24            | 1.24    | 75                         | 202.6                               |
| 1-Mar-16  | 10:30         | Fine              | 014803           | 2.8035           | 2.8204 | 7789.00         | 7790.00 | 1.00              | 1.24                               | 1.24            | 1.24    | 75                         | 226.8                               |
| 1-Mar-16  | 13:00         | Fine              | 014800           | 2.8466           | 2.8604 | 7790.00         | 7791.00 | 1.00              | 1.24                               | 1.24            | 1.24    | 75                         | 185.2                               |
| 7-Mar-16  | 9:05          | Cloudy            | 013959           | 2.8119           | 2.8247 | 7815.00         | 7816.00 | 1.00              | 1.23                               | 1.23            | 1.23    | 74                         | 173.1                               |
| 7-Mar-16  | 10:25         | Cloudy            | 013956           | 2.8101           | 2.8212 | 7816.00         | 7817.00 | 1.00              | 1.23                               | 1.23            | 1.23    | 74                         | 150.1                               |
| 7-Mar-16  | 13:50         | Cloudy            | 013954           | 2.8096           | 2.8203 | 7817.00         | 7818.00 | 1.00              | 1.23                               | 1.23            | 1.23    | 74                         | 144.7                               |
| 12-Mar-16 | 9:00          | Cloudy            | 014794           | 2.8118           | 2.8198 | 7842.00         | 7843.00 | 1.00              | 1.20                               | 1.20            | 1.20    | 72                         | 111.5                               |
| 12-Mar-16 | 10:30         | Cloudy            | 014951           | 2.7737           | 2.7855 | 7843.00         | 7844.00 | 1.00              | 1.24                               | 1.24            | 1.24    | 75                         | 158.2                               |
| 12-Mar-16 | 13:00         | Cloudy            | 014947           | 2.7935           | 2.8048 | 7844.00         | 7845.00 | 1.00              | 1.20                               | 1.20            | 1.20    | 72                         | 157.6                               |
| 18-Mar-16 | 9:00          | Cloudy            | 014941           | 2.7900           | 2.8061 | 7869.00         | 7870.00 | 1.00              | 1.23                               | 1.23            | 1.23    | 74                         | 217.8                               |
| 18-Mar-16 | 10:30         | Cloudy            | 014938           | 2.7758           | 2.7844 | 7870.00         | 7871.00 | 1.00              | 1.18                               | 1.18            | 1.18    | 71                         | 121.0                               |
| 18-Mar-16 | 13:00         | Cloudy            | 014914           | 2.8268           | 2.8442 | 7871.00         | 7872.00 | 1.00              | 1.21                               | 1.21            | 1.21    | 73                         | 240.0                               |
| 24-Mar-16 | 9:25          | Rainy             | 014900           | 2.8081           | 2.8128 | 7896.00         | 7897.00 | 1.00              | 1.24                               | 1.24            | 1.24    | 75                         | 63.1                                |
| 24-Mar-16 | 10:40         | Rainy             | 014872           | 2.8245           | 2.8307 | 7897.00         | 7898.00 | 1.00              | 1.24                               | 1.24            | 1.24    | 75                         | 83.2                                |
| 24-Mar-16 | 13:00         | Rainy             | 014882           | 2.8323           | 2.8376 | 7898.00         | 7899.00 | 1.00              | 1.24                               | 1.24            | 1.24    | 75                         | 71.1                                |



Location: CMA2a - Causeway Bay Community Centre

Report on 24-hour TSP monitoring

Action Level ( $\mu\text{g}/\text{m}^3$ ) - 169.5

Limit Level ( $\mu\text{g}/\text{m}^3$ ) - 260

| Date      | Sampling Time | Weather Condition | Filter paper no. | Filter Weight, g |        | Elapse Time, hr |          | Sampling Time, hr | Flow Rate, $\text{m}^3/\text{min}$ |                 |         | Total Volume, $\text{m}^3$ | TSP Level, $\mu\text{g}/\text{m}^3$ |
|-----------|---------------|-------------------|------------------|------------------|--------|-----------------|----------|-------------------|------------------------------------|-----------------|---------|----------------------------|-------------------------------------|
|           |               |                   |                  | Initial          | Final  | Initial         | Final    |                   | Initial, $Q_{si}$                  | Final, $Q_{sf}$ | Average |                            |                                     |
| 29-Feb-16 | 8:00          | Fine              | 014702           | 2.8365           | 3.0343 | 17412.07        | 17436.07 | 24.00             | 1.13                               | 1.13            | 1.13    | 1630                       | 121.3                               |
| 5-Mar-16  | 8:00          | Cloudy            | 014790           | 2.8212           | 2.9500 | 17440.40        | 17464.40 | 24.00             | 1.12                               | 1.12            | 1.12    | 1614                       | 79.8                                |
| 11-Mar-16 | 8:00          | Cloudy            | 013700           | 2.8155           | 2.9093 | 17467.45        | 17491.45 | 24.00             | 1.21                               | 1.20            | 1.21    | 1736                       | 54.0                                |
| 17-Mar-16 | 8:00          | Cloudy            | 014936           | 2.7921           | 2.8893 | 17494.45        | 17518.45 | 24.00             | 1.13                               | 1.15            | 1.14    | 1644                       | 59.1                                |
| 23-Mar-16 | 8:00          | Rainy             | 014911           | 2.8075           | 2.9345 | 17521.45        | 17545.45 | 24.00             | 1.25                               | 1.26            | 1.26    | 1811                       | 70.1                                |

Report on 1-hour TSP monitoring

Action Level ( $\mu\text{g}/\text{m}^3$ ) - 323.4

Limit Level ( $\mu\text{g}/\text{m}^3$ ) - 500

| Date      | Sampling Time | Weather Condition | Filter paper no. | Filter Weight, g |        | Elapse Time, hr |          | Sampling Time, hr | Flow Rate, $\text{m}^3/\text{min}$ |                 |         | Total Volume, $\text{m}^3$ | TSP Level, $\mu\text{g}/\text{m}^3$ |
|-----------|---------------|-------------------|------------------|------------------|--------|-----------------|----------|-------------------|------------------------------------|-----------------|---------|----------------------------|-------------------------------------|
|           |               |                   |                  | Initial          | Final  | Initial         | Final    |                   | Initial, $Q_{si}$                  | Final, $Q_{sf}$ | Average |                            |                                     |
| 1-Mar-16  | 9:03          | Fine              | 014708           | 2.8194           | 2.8361 | 17436.07        | 17437.07 | 1.00              | 1.13                               | 1.13            | 1.13    | 68                         | 245.4                               |
| 1-Mar-16  | 10:42         | Fine              | 014811           | 2.8126           | 2.8244 | 17437.07        | 17438.07 | 1.00              | 1.13                               | 1.13            | 1.13    | 68                         | 173.4                               |
| 1-Mar-16  | 13:00         | Fine              | 014806           | 2.8168           | 2.8233 | 17438.07        | 17439.07 | 1.00              | 1.13                               | 1.13            | 1.13    | 68                         | 95.5                                |
| 7-Mar-16  | 9:13          | Cloudy            | 014784           | 2.8159           | 2.8240 | 17464.40        | 17465.40 | 1.00              | 1.12                               | 1.12            | 1.12    | 67                         | 120.3                               |
| 7-Mar-16  | 10:27         | Cloudy            | 013962           | 2.8145           | 2.8209 | 17465.40        | 17466.40 | 1.00              | 1.12                               | 1.12            | 1.12    | 67                         | 95.0                                |
| 7-Mar-16  | 13:52         | Cloudy            | 013965           | 2.8332           | 2.8403 | 17466.40        | 17467.40 | 1.00              | 1.12                               | 1.12            | 1.12    | 67                         | 105.4                               |
| 12-Mar-16 | 9:30          | Cloudy            | 014144           | 2.8006           | 2.8092 | 17491.45        | 17492.45 | 1.00              | 1.14                               | 1.14            | 1.14    | 68                         | 126.2                               |
| 12-Mar-16 | 10:45         | Cloudy            | 014958           | 2.7692           | 2.7790 | 17492.45        | 17493.45 | 1.00              | 1.27                               | 1.23            | 1.25    | 75                         | 130.6                               |
| 12-Mar-16 | 13:00         | Cloudy            | 014937           | 2.7999           | 2.8094 | 17493.45        | 17494.45 | 1.00              | 1.23                               | 1.23            | 1.23    | 74                         | 128.3                               |
| 18-Mar-16 | 9:30          | Cloudy            | 014993           | 2.8021           | 2.8114 | 17518.45        | 17519.45 | 1.00              | 1.12                               | 1.12            | 1.12    | 67                         | 138.2                               |
| 18-Mar-16 | 10:45         | Cloudy            | 014989           | 2.7880           | 2.7996 | 17519.45        | 17520.45 | 1.00              | 1.12                               | 1.12            | 1.12    | 67                         | 172.4                               |
| 18-Mar-16 | 13:00         | Cloudy            | 014923           | 2.8068           | 2.8229 | 17520.45        | 17521.45 | 1.00              | 1.19                               | 1.19            | 1.19    | 71                         | 226.2                               |
| 24-Mar-16 | 9:27          | Rainy             | 014894           | 2.8454           | 2.8505 | 17545.45        | 17546.45 | 1.00              | 1.26                               | 1.26            | 1.26    | 76                         | 67.3                                |
| 24-Mar-16 | 10:43         | Rainy             | 014890           | 2.8134           | 2.8187 | 17546.45        | 17547.45 | 1.00              | 1.26                               | 1.26            | 1.26    | 76                         | 70.0                                |
| 24-Mar-16 | 13:00         | Rainy             | 014897           | 2.8170           | 2.8200 | 17547.45        | 17548.45 | 1.00              | 1.26                               | 1.26            | 1.26    | 76                         | 39.6                                |



Location: CMA3a - CWB PRE Site Office Area

Report on 24-hour TSP monitoring

Action Level ( $\mu\text{g}/\text{m}^3$ ) - 171

Limit Level ( $\mu\text{g}/\text{m}^3$ ) - 260

| Date      | Sampling Time | Weather Condition | Filter paper no. | Filter Weight, g |        | Elapse Time, hr |         | Sampling Time, hr | Flow Rate, $\text{m}^3/\text{min}$ |                 |         | Total Volume, $\text{m}^3$ | TSP Level, $\mu\text{g}/\text{m}^3$ |
|-----------|---------------|-------------------|------------------|------------------|--------|-----------------|---------|-------------------|------------------------------------|-----------------|---------|----------------------------|-------------------------------------|
|           |               |                   |                  | Initial          | Final  | Initial         | Final   |                   | Initial, $Q_{si}$                  | Final, $Q_{sf}$ | Average |                            |                                     |
| 29-Feb-16 | 8:00          | Fine              | 014701           | 2.8213           | 3.0469 | 4904.15         | 4928.15 | 24.00             | 1.35                               | 1.36            | 1.35    | 1950                       | 115.7                               |
| 5-Mar-16  | 8:00          | Cloudy            | 014798           | 2.8142           | 2.9986 | 4931.15         | 4955.15 | 24.00             | 1.35                               | 1.34            | 1.34    | 1936                       | 95.3                                |
| 11-Mar-16 | 8:00          | Cloudy            | 013953           | 2.8198           | 2.8726 | 4958.16         | 4982.16 | 24.00             | 1.31                               | 1.31            | 1.31    | 1887                       | 28.0                                |
| 17-Mar-16 | 8:00          | Cloudy            | 014945           | 2.7765           | 2.8730 | 4985.16         | 5009.16 | 24.00             | 1.33                               | 1.32            | 1.32    | 1906                       | 50.6                                |
| 23-Mar-16 | 8:00          | Rainy             | 014912           | 2.8208           | 2.9130 | 5012.18         | 5036.18 | 24.00             | 1.58                               | 1.59            | 1.59    | 2285                       | 40.4                                |

Report on 1-hour TSP monitoring

Action Level ( $\mu\text{g}/\text{m}^3$ ) - 311.3

Limit Level ( $\mu\text{g}/\text{m}^3$ ) - 500

| Date      | Sampling Time | Weather Condition | Filter paper no. | Filter Weight, g |        | Elapse Time, hr |         | Sampling Time, hr | Flow Rate, $\text{m}^3/\text{min}$ |                 |         | Total Volume, $\text{m}^3$ | TSP Level, $\mu\text{g}/\text{m}^3$ |
|-----------|---------------|-------------------|------------------|------------------|--------|-----------------|---------|-------------------|------------------------------------|-----------------|---------|----------------------------|-------------------------------------|
|           |               |                   |                  | Initial          | Final  | Initial         | Final   |                   | Initial, $Q_{si}$                  | Final, $Q_{sf}$ | Average |                            |                                     |
| 1-Mar-16  | 8:40          | Fine              | 014713           | 2.8396           | 2.8533 | 4928.15         | 4929.15 | 1.00              | 1.23                               | 1.23            | 1.23    | 74                         | 186.1                               |
| 1-Mar-16  | 10:25         | Fine              | 014804           | 2.8050           | 2.8196 | 4929.15         | 4930.15 | 1.00              | 1.23                               | 1.23            | 1.23    | 74                         | 198.3                               |
| 1-Mar-16  | 13:00         | Fine              | 014801           | 2.8316           | 2.8442 | 4930.15         | 4931.15 | 1.00              | 1.23                               | 1.23            | 1.23    | 74                         | 171.2                               |
| 7-Mar-16  | 9:50          | Cloudy            | 013960           | 2.8318           | 2.8397 | 4955.15         | 4956.15 | 1.00              | 1.09                               | 1.09            | 1.09    | 65                         | 120.9                               |
| 7-Mar-16  | 10:55         | Cloudy            | 013957           | 2.8128           | 2.8222 | 4956.16         | 4957.16 | 1.00              | 1.21                               | 1.21            | 1.21    | 73                         | 129.0                               |
| 7-Mar-16  | 13:30         | Cloudy            | 013955           | 2.8163           | 2.8208 | 4957.16         | 4958.16 | 1.00              | 1.21                               | 1.21            | 1.21    | 73                         | 61.8                                |
| 12-Mar-16 | 8:45          | Cloudy            | 014795           | 2.8248           | 2.8275 | 4982.16         | 4983.16 | 1.00              | 1.23                               | 1.23            | 1.23    | 74                         | 36.6                                |
| 12-Mar-16 | 10:25         | Cloudy            | 014952           | 2.7829           | 2.7930 | 4983.16         | 4984.16 | 1.00              | 1.17                               | 1.17            | 1.17    | 70                         | 144.4                               |
| 12-Mar-16 | 13:00         | Cloudy            | 014948           | 2.7826           | 2.7924 | 4984.16         | 4985.16 | 1.00              | 1.10                               | 1.10            | 1.10    | 66                         | 148.2                               |
| 18-Mar-16 | 8:45          | Cloudy            | 014942           | 2.7745           | 2.7847 | 5009.16         | 5010.16 | 1.00              | 1.21                               | 1.21            | 1.21    | 73                         | 140.1                               |
| 18-Mar-16 | 10:25         | Cloudy            | 014939           | 2.7916           | 2.8020 | 5010.16         | 5011.16 | 1.00              | 1.21                               | 1.21            | 1.21    | 73                         | 142.9                               |
| 18-Mar-16 | 13:00         | Cloudy            | 014915           | 2.8088           | 2.8303 | 5011.16         | 5012.16 | 1.00              | 1.21                               | 1.21            | 1.21    | 73                         | 295.3                               |
| 24-Mar-16 | 9:00          | Rainy             | 014901           | 2.8055           | 2.8099 | 5036.18         | 5037.18 | 1.00              | 1.38                               | 1.38            | 1.38    | 83                         | 53.0                                |
| 24-Mar-16 | 10:25         | Rainy             | 014873           | 2.8243           | 2.8268 | 5037.18         | 5038.18 | 1.00              | 1.38                               | 1.38            | 1.38    | 83                         | 30.1                                |
| 24-Mar-16 | 13:00         | Rainy             | 014875           | 2.8218           | 2.8247 | 5038.18         | 5039.18 | 1.00              | 1.38                               | 1.38            | 1.38    | 83                         | 35.0                                |



Location: CMA4a - SPCA

Report on 24-hour TSP monitoring

Action Level ( $\mu\text{g}/\text{m}^3$ ) - 171.2  
Limit Level ( $\mu\text{g}/\text{m}^3$ ) - 260

| Date      | Sampling Time | Weather Condition | Filter paper no. | Filter Weight, g |        | Elapse Time, hr |          | Sampling Time, hr | Flow Rate, $\text{m}^3/\text{min}$ |                 |         | Total Volume, $\text{m}^3$ | TSP Level, $\mu\text{g}/\text{m}^3$ |
|-----------|---------------|-------------------|------------------|------------------|--------|-----------------|----------|-------------------|------------------------------------|-----------------|---------|----------------------------|-------------------------------------|
|           |               |                   |                  | Initial          | Final  | Initial         | Final    |                   | Initial, $Q_{si}$                  | Final, $Q_{sf}$ | Average |                            |                                     |
| 29-Feb-16 | 8:00          | Fine              | 014754           | 2.7980           | 3.0309 | 21689.15        | 21713.15 | 24.00             | 1.30                               | 1.31            | 1.30    | 1878                       | 124.0                               |
| 5-Mar-16  | 8:00          | Cloudy            | 014788           | 2.8279           | 2.9675 | 21716.15        | 21740.15 | 24.00             | 1.30                               | 1.29            | 1.29    | 1864                       | 74.9                                |
| 11-Mar-16 | 8:00          | Cloudy            | 013966           | 2.8200           | 2.9089 | 21743.16        | 21767.16 | 24.00             | 1.31                               | 1.31            | 1.31    | 1887                       | 47.1                                |
| 17-Mar-16 | 8:00          | Cloudy            | 014935           | 2.7821           | 2.8699 | 21770.16        | 21794.16 | 24.00             | 1.25                               | 1.25            | 1.25    | 1798                       | 48.8                                |
| 23-Mar-16 | 8:00          | Rainy             | 014913           | 2.8154           | 2.8916 | 21797.18        | 21821.18 | 24.00             | 1.43                               | 1.44            | 1.43    | 2065                       | 36.9                                |

Report on 1-hour TSP monitoring

Action Level ( $\mu\text{g}/\text{m}^3$ ) - 312.5  
Limit Level ( $\mu\text{g}/\text{m}^3$ ) - 500

| Date      | Sampling Time | Weather Condition | Filter paper no. | Filter Weight, g |        | Elapse Time, hr |          | Sampling Time, hr | Flow Rate, $\text{m}^3/\text{min}$ |                 |         | Total Volume, $\text{m}^3$ | TSP Level, $\mu\text{g}/\text{m}^3$ |
|-----------|---------------|-------------------|------------------|------------------|--------|-----------------|----------|-------------------|------------------------------------|-----------------|---------|----------------------------|-------------------------------------|
|           |               |                   |                  | Initial          | Final  | Initial         | Final    |                   | Initial, $Q_{si}$                  | Final, $Q_{sf}$ | Average |                            |                                     |
| 1-Mar-16  | 8:41          | Fine              | 014710           | 2.8205           | 2.8348 | 21713.15        | 21714.15 | 1.00              | 1.31                               | 1.31            | 1.31    | 78                         | 182.5                               |
| 1-Mar-16  | 10:18         | Fine              | 014813           | 2.8215           | 2.8359 | 21714.15        | 21715.15 | 1.00              | 1.31                               | 1.31            | 1.31    | 78                         | 183.8                               |
| 1-Mar-16  | 13:00         | Fine              | 014808           | 2.8207           | 2.8326 | 21715.15        | 21716.15 | 1.00              | 1.31                               | 1.31            | 1.31    | 78                         | 151.9                               |
| 7-Mar-16  | 8:53          | Cloudy            | 014783           | 2.8056           | 2.8130 | 21740.15        | 21741.15 | 1.00              | 1.25                               | 1.25            | 1.25    | 75                         | 99.0                                |
| 7-Mar-16  | 10:04         | Cloudy            | 013945           | 2.8159           | 2.8222 | 21741.15        | 21742.15 | 1.00              | 1.25                               | 1.25            | 1.25    | 75                         | 84.2                                |
| 7-Mar-16  | 13:15         | Cloudy            | 013964           | 2.8203           | 2.8259 | 21742.15        | 21743.15 | 1.00              | 1.30                               | 1.30            | 1.30    | 78                         | 72.0                                |
| 12-Mar-16 | 9:00          | Cloudy            | 014781           | 2.8264           | 2.8320 | 21767.16        | 21768.16 | 1.00              | 1.31                               | 1.31            | 1.31    | 78                         | 71.4                                |
| 12-Mar-16 | 10:25         | Cloudy            | 013697           | 2.7970           | 2.8050 | 21768.16        | 21769.16 | 1.00              | 1.31                               | 1.31            | 1.31    | 78                         | 102.0                               |
| 12-Mar-16 | 13:00         | Cloudy            | 014954           | 2.7815           | 2.7895 | 21769.16        | 21770.16 | 1.00              | 1.31                               | 1.31            | 1.31    | 78                         | 102.0                               |
| 18-Mar-16 | 9:00          | Cloudy            | 014994           | 2.7930           | 2.8020 | 21794.16        | 21795.16 | 1.00              | 1.25                               | 1.25            | 1.25    | 75                         | 120.4                               |
| 18-Mar-16 | 10:25         | Cloudy            | 014990           | 2.8131           | 2.8228 | 21795.16        | 21796.16 | 1.00              | 1.25                               | 1.25            | 1.25    | 75                         | 129.8                               |
| 18-Mar-16 | 13:00         | Cloudy            | 014924           | 2.7932           | 2.8054 | 21796.16        | 21797.16 | 1.00              | 1.25                               | 1.25            | 1.25    | 75                         | 163.2                               |
| 24-Mar-16 | 9:12          | Rainy             | 014895           | 2.8342           | 2.8354 | 21821.18        | 21822.18 | 1.00              | 1.44                               | 1.44            | 1.44    | 86                         | 13.9                                |
| 24-Mar-16 | 10:26         | Rainy             | 014891           | 2.8208           | 2.8224 | 21822.18        | 21823.18 | 1.00              | 1.44                               | 1.44            | 1.44    | 86                         | 18.5                                |
| 24-Mar-16 | 13:00         | Rainy             | 014887           | 2.8387           | 2.8411 | 21823.18        | 21824.18 | 1.00              | 1.44                               | 1.44            | 1.44    | 86                         | 27.8                                |



Location: CMA5b - Pedestrian Plaza

Report on 24-hour TSP monitoring

Action Level ( $\mu\text{g}/\text{m}^3$ ) - 181  
Limit Level ( $\mu\text{g}/\text{m}^3$ ) - 260

| Date      | Sampling Time | Weather Condition | Filter paper no. | Filter Weight, g |        | Elapse Time, hr |         | Sampling Time, hr | Flow Rate, $\text{m}^3/\text{min}$ |                 |         | Total Volume, $\text{m}^3$ | TSP Level, $\mu\text{g}/\text{m}^3$ |
|-----------|---------------|-------------------|------------------|------------------|--------|-----------------|---------|-------------------|------------------------------------|-----------------|---------|----------------------------|-------------------------------------|
|           |               |                   |                  | Initial          | Final  | Initial         | Final   |                   | Initial, $Q_{si}$                  | Final, $Q_{sf}$ | Average |                            |                                     |
| 29-Feb-16 | 8:00          | Fine              | 014703           | 2.8193           | 2.9856 | 6233.08         | 6257.08 | 24.00             | 0.77                               | 0.78            | 0.78    | 1117                       | 148.8                               |
| 5-Mar-16  | 8:00          | Cloudy            | 014787           | 2.8259           | 2.9839 | 6260.08         | 6284.08 | 24.00             | 0.77                               | 0.76            | 0.76    | 1100                       | 143.6                               |
| 11-Mar-16 | 8:00          | Cloudy            | 013949           | 2.8108           | 2.9202 | 6287.08         | 6311.08 | 24.00             | 0.86                               | 0.85            | 0.85    | 1227                       | 89.2                                |
| 17-Mar-16 | 8:00          | Cloudy            | 014934           | 2.7956           | 2.8979 | 6314.09         | 6338.09 | 24.00             | 0.81                               | 0.77            | 0.79    | 1131                       | 90.4                                |
| 23-Mar-16 | 8:00          | Rainy             | 014899           | 2.8310           | 2.9189 | 6341.09         | 6365.09 | 24.00             | 0.75                               | 0.76            | 0.76    | 1090                       | 80.6                                |

Report on 1-hour TSP monitoring

Action Level ( $\mu\text{g}/\text{m}^3$ ) - 332  
Limit Level ( $\mu\text{g}/\text{m}^3$ ) - 500

| Date      | Sampling Time | Weather Condition | Filter paper no. | Filter Weight, g |        | Elapse Time, hr |         | Sampling Time, hr | Flow Rate, $\text{m}^3/\text{min}$ |                 |         | Total Volume, $\text{m}^3$ | TSP Level, $\mu\text{g}/\text{m}^3$ |
|-----------|---------------|-------------------|------------------|------------------|--------|-----------------|---------|-------------------|------------------------------------|-----------------|---------|----------------------------|-------------------------------------|
|           |               |                   |                  | Initial          | Final  | Initial         | Final   |                   | Initial, $Q_{si}$                  | Final, $Q_{sf}$ | Average |                            |                                     |
| 1-Mar-16  | 8:26          | Fine              | 014711           | 2.8170           | 2.8272 | 6257.08         | 6258.08 | 1.00              | 0.85                               | 0.85            | 0.85    | 51                         | 200.9                               |
| 1-Mar-16  | 10:05         | Fine              | 014706           | 2.8158           | 2.8261 | 6258.08         | 6259.08 | 1.00              | 0.78                               | 0.78            | 0.78    | 47                         | 220.5                               |
| 1-Mar-16  | 13:00         | Fine              | 014809           | 2.8201           | 2.8311 | 6259.08         | 6260.08 | 1.00              | 0.78                               | 0.78            | 0.78    | 47                         | 235.5                               |
| 7-Mar-16  | 8:38          | Cloudy            | 014792           | 2.8248           | 2.8310 | 6284.08         | 6285.08 | 1.00              | 0.77                               | 0.77            | 0.77    | 46                         | 134.9                               |
| 7-Mar-16  | 9:54          | Cloudy            | 013946           | 2.8169           | 2.8240 | 6285.08         | 6286.08 | 1.00              | 0.77                               | 0.77            | 0.77    | 46                         | 154.5                               |
| 7-Mar-16  | 13:00         | Cloudy            | 013963           | 2.8261           | 2.8365 | 6286.08         | 6287.08 | 1.00              | 0.90                               | 0.90            | 0.90    | 54                         | 192.6                               |
| 12-Mar-16 | 8:44          | Cloudy            | 014782           | 2.8289           | 2.8375 | 6311.09         | 6312.09 | 1.00              | 0.78                               | 0.85            | 0.81    | 49                         | 176.1                               |
| 12-Mar-16 | 10:13         | Cloudy            | 014777           | 2.8409           | 2.8462 | 6312.09         | 6313.09 | 1.00              | 0.78                               | 0.78            | 0.78    | 47                         | 113.2                               |
| 12-Mar-16 | 13:00         | Cloudy            | 014955           | 2.7887           | 2.7960 | 6313.09         | 6314.09 | 1.00              | 0.78                               | 0.78            | 0.78    | 47                         | 156.0                               |
| 18-Mar-16 | 8:44          | Cloudy            | 014995           | 2.7998           | 2.8112 | 6338.09         | 6339.09 | 1.00              | 0.80                               | 0.83            | 0.82    | 49                         | 233.0                               |
| 18-Mar-16 | 10:13         | Cloudy            | 014991           | 2.8117           | 2.8212 | 6339.09         | 6340.09 | 1.00              | 0.90                               | 0.90            | 0.90    | 54                         | 176.1                               |
| 18-Mar-16 | 13:00         | Cloudy            | 014925           | 2.8070           | 2.8137 | 6340.09         | 6341.09 | 1.00              | 0.77                               | 0.77            | 0.77    | 46                         | 145.9                               |
| 24-Mar-16 | 9:00          | Rainy             | 014896           | 2.8492           | 2.8524 | 6365.09         | 6366.09 | 1.00              | 0.76                               | 0.76            | 0.76    | 46                         | 69.9                                |
| 24-Mar-16 | 10:16         | Rainy             | 014892           | 2.8250           | 2.8278 | 6366.09         | 6367.09 | 1.00              | 0.76                               | 0.76            | 0.76    | 46                         | 61.1                                |
| 24-Mar-16 | 13:00         | Rainy             | 014888           | 2.8228           | 2.8257 | 6367.09         | 6368.09 | 1.00              | 0.76                               | 0.76            | 0.76    | 46                         | 63.3                                |



Location: CMA6a - WD2 PRE Office

Report on 24-hour TSP monitoring

Action Level - 187.3  $\mu\text{g}/\text{m}^3$   
Limit Level - 260  $\mu\text{g}/\text{m}^3$

| Date      | Sampling Time | Weather Condition | Filter paper no. | Filter Weight, g |        | Elapse Time, hr |          | Sampling Time, hr | Flow Rate, $\text{m}^3/\text{min}$ |                 |         | Total Volume, $\text{m}^3$ | TSP Level, $\mu\text{g}/\text{m}^3$ |
|-----------|---------------|-------------------|------------------|------------------|--------|-----------------|----------|-------------------|------------------------------------|-----------------|---------|----------------------------|-------------------------------------|
|           |               |                   |                  | Initial          | Final  | Initial         | Final    |                   | Initial, $Q_{si}$                  | Final, $Q_{sf}$ | Average |                            |                                     |
| 29-Feb-16 | 8:00          | Fine              | 014752           | 2.8205           | 3.0398 | 21324.25        | 21348.25 | 24.00             | 1.24                               | 1.24            | 1.24    | 1788                       | 122.6                               |
| 5-Mar-16  | 8:00          | Cloudy            | 014799           | 2.8096           | 3.0200 | 21351.26        | 21375.26 | 24.00             | 1.23                               | 1.23            | 1.23    | 1772                       | 118.7                               |
| 12-Mar-16 | 14:10         | Cloudy            | 014944           | 2.7866           | 2.8736 | 21381.26        | 21405.26 | 24.00             | 1.25                               | 1.24            | 1.24    | 1790                       | 48.6                                |
| 18-Mar-16 | 14:10         | Cloudy            | 013922           | 2.8084           | 2.9039 | 21432.26        | 21456.26 | 24.00             | 1.24                               | 1.23            | 1.24    | 1779                       | 53.7                                |
| 24-Mar-16 | 14:27         | Rainy             | 014886           | 2.8350           | 2.9437 | 80.43           | 104.43   | 24.00             | 1.17                               | 1.18            | 1.17    | 1692                       | 64.3                                |

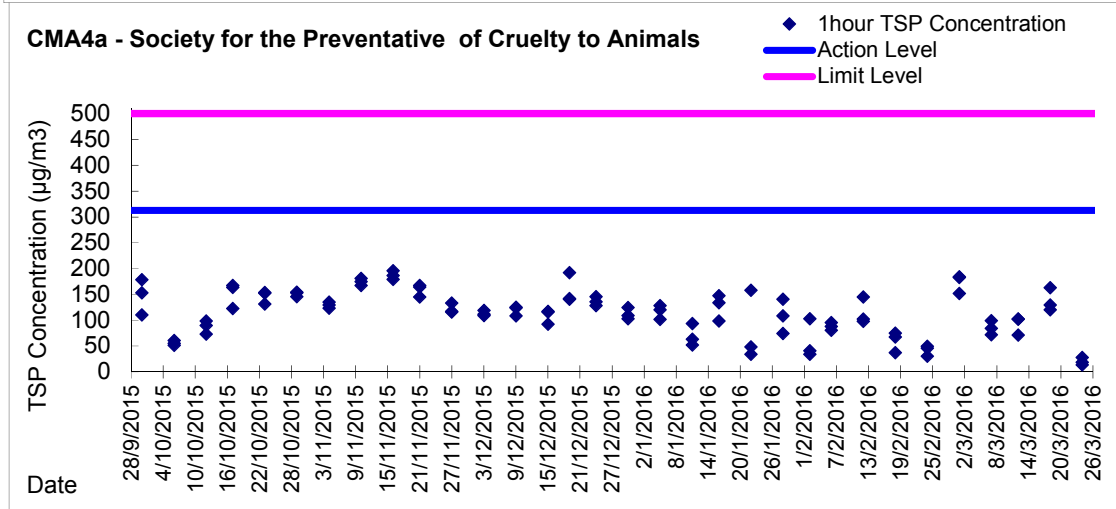
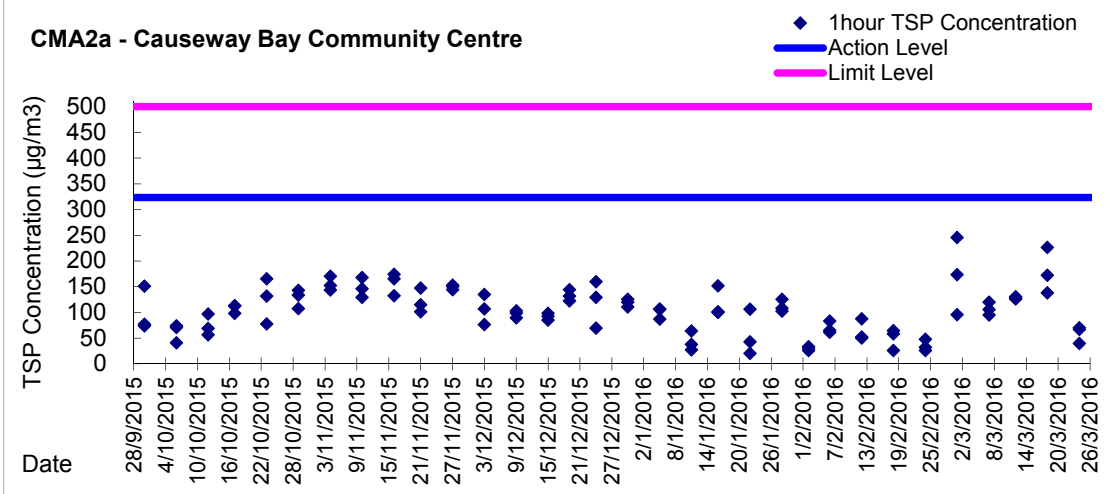
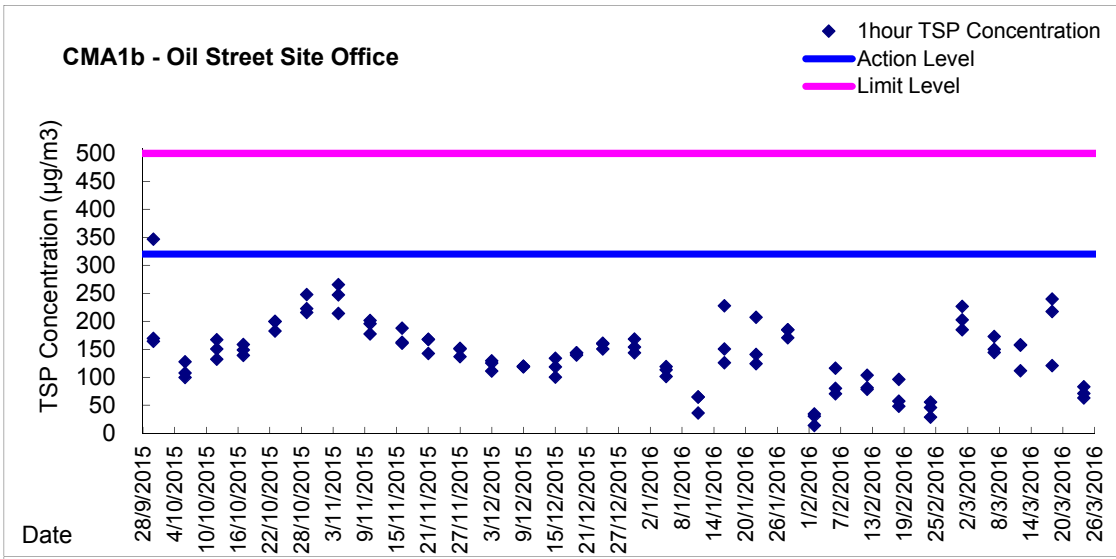
Remarks: Due to interruption of electricity, the 24hr TSP monitoring was rescheduled from 11, 17 and 23 March 2016 to 12, 18 and 24 March 2016 respectively.

Report on 1-hour TSP monitoring

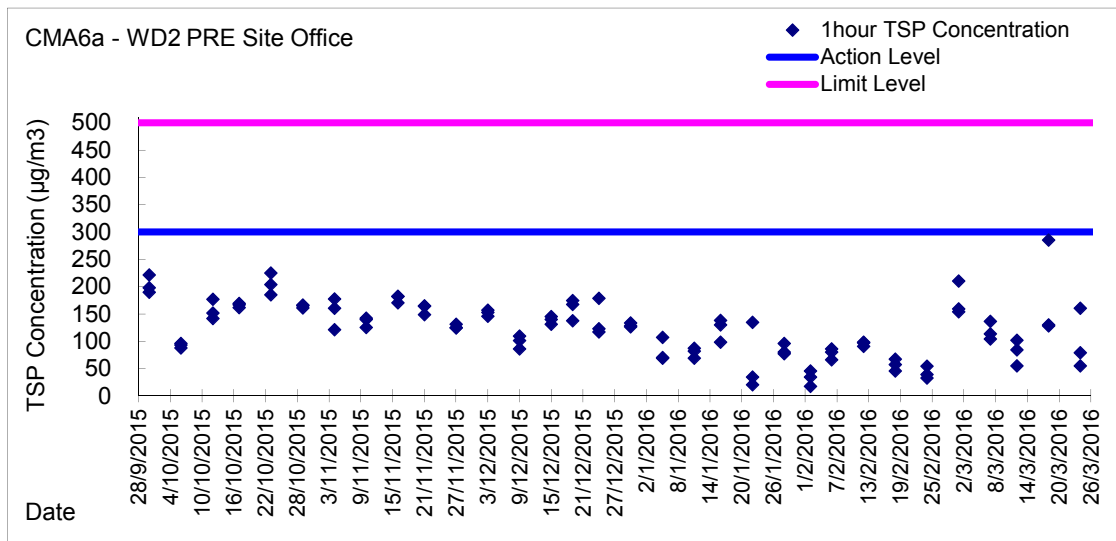
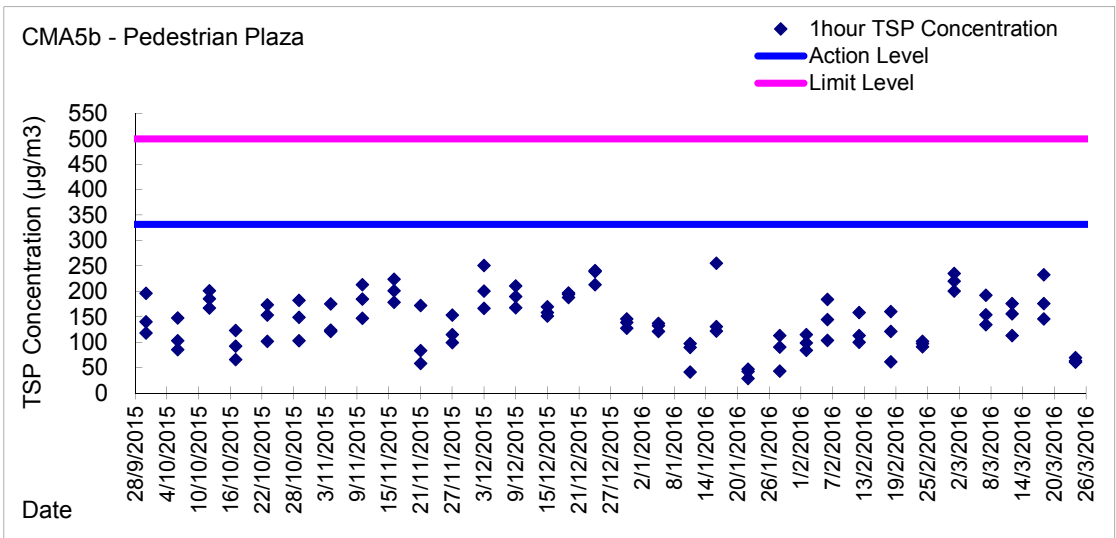
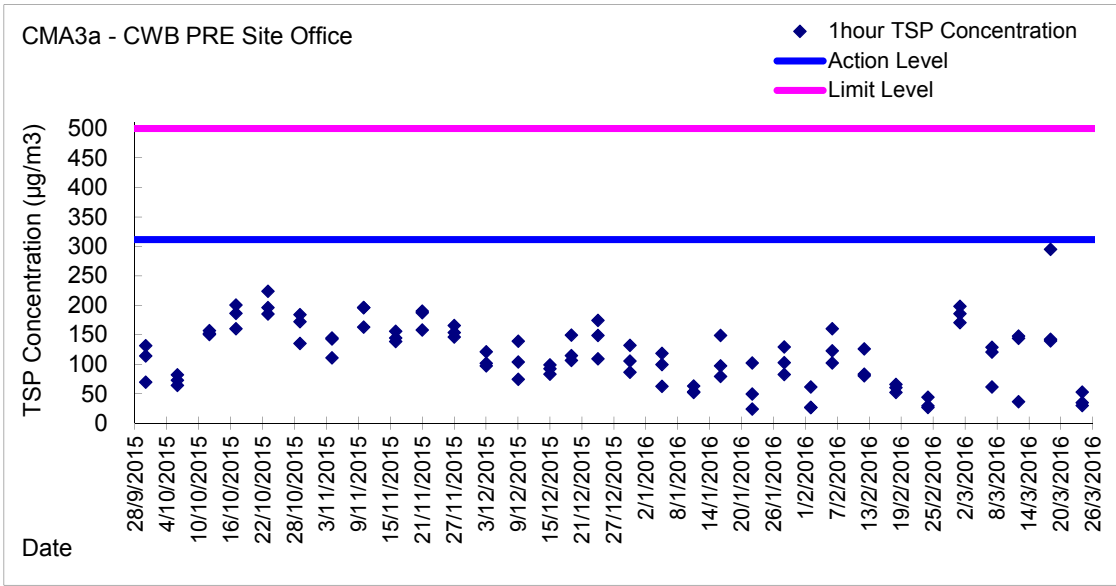
Action Level - 300.1  $\mu\text{g}/\text{m}^3$   
Limit Level - 500  $\mu\text{g}/\text{m}^3$

| Date      | Sampling Time | Weather Condition | Filter paper no. | Filter Weight, g |        | Elapse Time, hr |          | Sampling Time, hr | Flow Rate, $\text{m}^3/\text{min}$ |                 |         | Total Volume, $\text{m}^3$ | TSP Level, $\mu\text{g}/\text{m}^3$ |
|-----------|---------------|-------------------|------------------|------------------|--------|-----------------|----------|-------------------|------------------------------------|-----------------|---------|----------------------------|-------------------------------------|
|           |               |                   |                  | Initial          | Final  | Initial         | Final    |                   | Initial, $Q_{si}$                  | Final, $Q_{sf}$ | Average |                            |                                     |
| 1-Mar-16  | 8:15          | Fine              | 014714           | 2.8280           | 2.8437 | 21348.25        | 21349.25 | 1.00              | 1.24                               | 1.24            | 1.24    | 75                         | 210.4                               |
| 1-Mar-16  | 9:45          | Fine              | 014805           | 2.8192           | 2.8311 | 21349.26        | 21350.26 | 1.00              | 1.24                               | 1.24            | 1.24    | 75                         | 159.4                               |
| 1-Mar-16  | 13:00         | Fine              | 014802           | 2.8257           | 2.8372 | 21350.26        | 21351.26 | 1.00              | 1.24                               | 1.24            | 1.24    | 75                         | 154.1                               |
| 7-Mar-16  | 8:30          | Cloudy            | 013961           | 2.8308           | 2.8385 | 21375.26        | 21376.26 | 1.00              | 1.23                               | 1.23            | 1.23    | 74                         | 104.1                               |
| 7-Mar-16  | 9:40          | Cloudy            | 013958           | 2.8132           | 2.8238 | 21376.26        | 21377.26 | 1.00              | 1.29                               | 1.29            | 1.29    | 78                         | 136.5                               |
| 7-Mar-16  | 17:00         | Cloudy            | 013952           | 2.8271           | 2.8355 | 21377.26        | 21378.26 | 1.00              | 1.23                               | 1.23            | 1.23    | 74                         | 113.6                               |
| 12-Mar-16 | 8:30          | Cloudy            | 014796           | 2.8242           | 2.8285 | 21378.26        | 21379.26 | 1.00              | 1.31                               | 1.31            | 1.31    | 78                         | 54.8                                |
| 12-Mar-16 | 10:00         | Cloudy            | 014953           | 2.7715           | 2.7781 | 21379.26        | 21380.26 | 1.00              | 1.31                               | 1.31            | 1.31    | 78                         | 84.1                                |
| 12-Mar-16 | 13:00         | Cloudy            | 014949           | 2.7729           | 2.7805 | 21380.26        | 21381.26 | 1.00              | 1.25                               | 1.25            | 1.25    | 75                         | 101.7                               |
| 18-Mar-16 | 8:30          | Cloudy            | 014943           | 2.7762           | 2.7859 | 21429.26        | 21430.26 | 1.00              | 1.26                               | 1.26            | 1.26    | 76                         | 128.1                               |
| 18-Mar-16 | 10:00         | Cloudy            | 014940           | 2.7892           | 2.7988 | 21430.26        | 21431.26 | 1.00              | 1.23                               | 1.23            | 1.23    | 74                         | 129.9                               |
| 18-Mar-16 | 13:00         | Cloudy            | 014916           | 2.7866           | 2.8077 | 21431.26        | 21432.26 | 1.00              | 1.23                               | 1.23            | 1.23    | 74                         | 285.5                               |
| 24-Mar-16 | 8:30          | Rainy             | 014902           | 2.8103           | 2.8235 | 21456.28        | 21457.28 | 1.00              | 1.37                               | 1.37            | 1.37    | 82                         | 160.7                               |
| 24-Mar-16 | 10:00         | Rainy             | 014874           | 2.8260           | 2.8325 | 21457.28        | 21458.28 | 1.00              | 1.37                               | 1.37            | 1.37    | 82                         | 79.2                                |
| 24-Mar-16 | 13:00         | Rainy             | 014884           | 2.8338           | 2.8383 | 21458.28        | 21459.28 | 1.00              | 1.37                               | 1.37            | 1.37    | 82                         | 54.8                                |

Graphic Presentation of 1 hour TSP Result



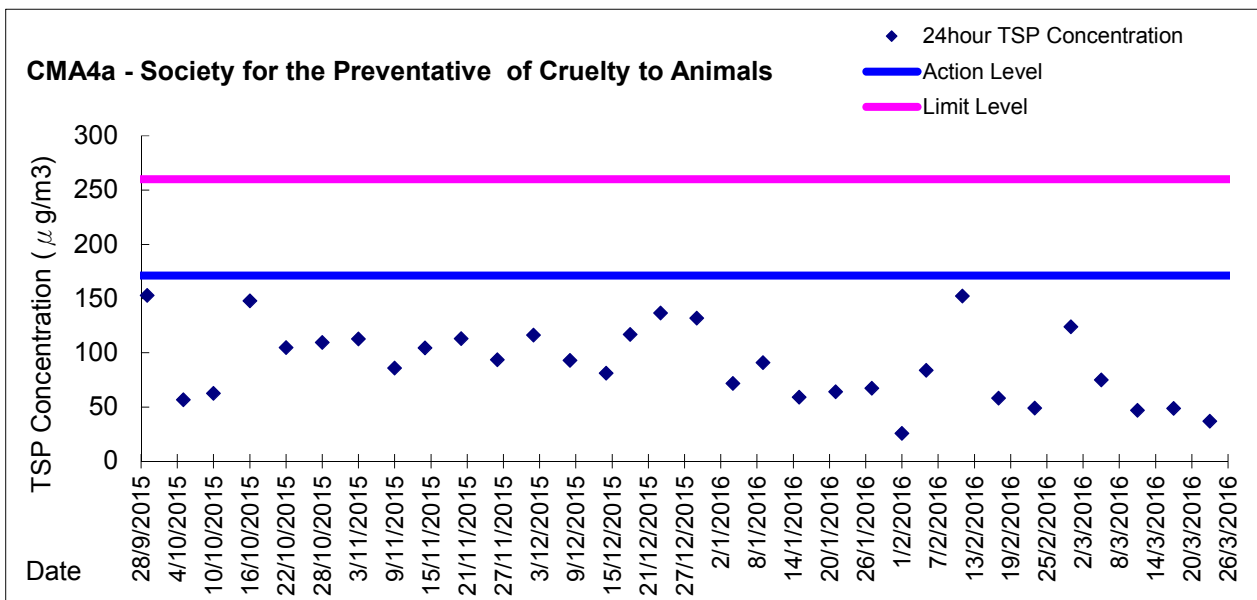
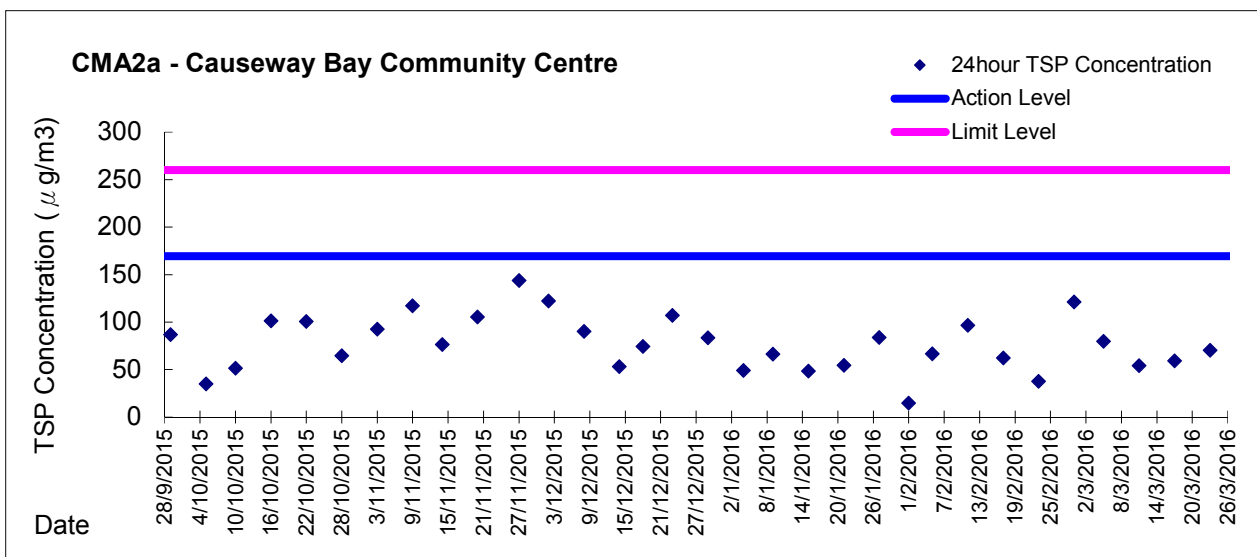
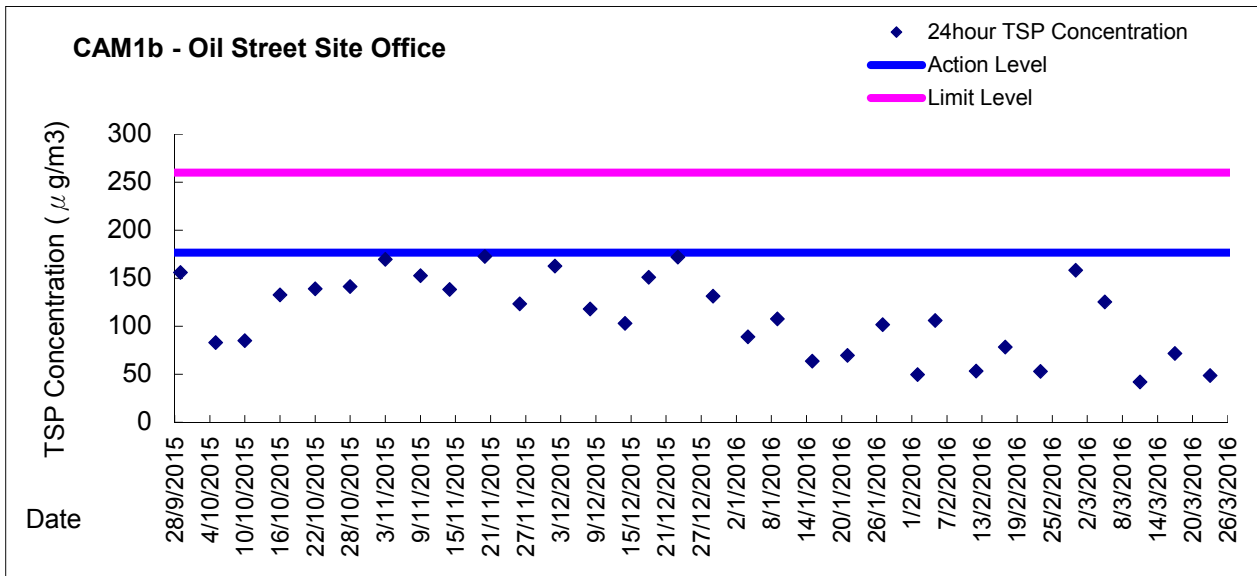
Graphic Presentation of 1 hour TSP Result







Graphic Presentation of 24 hour TSP Result





Graphic Presentation of 24 hour TSP Result

